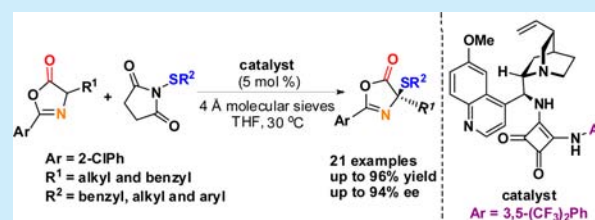


Highly Enantioselective Organocatalytic α -Sulfenylation of AzlactonesBaokun Qiao,^{†,§} Xinfei Liu,^{‡,§} Shaobo Duan,[‡] Lin Yan,[†] and Zhiyong Jiang^{*,†,‡}[†]Institute of Chemical Biology and [‡]Key Laboratory of Natural Medicine and Immuno-Engineering of Henan Province, Henan University, Kaifeng, Henan, China, 475004

S Supporting Information

ABSTRACT: The first asymmetric α -sulfenylation of azlactones with *N*-(sulfanyl)succinimides has been developed by using *cinchona* alkaloid-derived squaramide as a catalyst and 4 Å molecular sieves as an additive. The reaction conditions were suitable to 4-alkyl and benzyl-substituted azlactones as well as *N*-(benzyl/alkyl/arylthio)succinimides, affording adducts with high enantioselectivities (81–94% ee).



Due to their extensive applications in numerous areas, chiral sulfur-containing compounds have attracted increasing interest from chemists.¹ Various protocols on their asymmetric synthesis have been well established in recent decades.^{2,3} In particular, asymmetric α -sulfenylation has been demonstrated as a direct method to introduce a sulfur-substituted heteroquaternary stereogenic center to the α -position of carbonyl compounds, which are main frameworks in many bioactive compounds.³ To date, several asymmetric α -sulfenylations have been established; the reported nucleophiles included cyclic β -keto esters, lactams and phosphonates, 1,3-dicarbonyl compounds, aldehydes, diketopiperazines, and 3-substituted oxindoles.³ Nevertheless, the extension of α -sulfenylation to unprecedented nucleophiles to afford more types of valuable synthetic building blocks is still highly desirable.

In recent years, azlactones have been recognized as the most common nucleophilic reagents to introduce a heteroquaternary carbon stereocenter on the α -position of α -amino acid derivatives.⁴ A variety of catalytic asymmetric transformations of azlactones have been established, such as Steglich rearrangement, Michael reaction, oxyamination, allylation, benzylation, thiolysis, Mannich reaction, and cycloaddition.⁴ To the best of our knowledge, asymmetric α -sulfenylation of azlactones has not been reported yet. In our recent research programs, we are focusing on organocatalytic asymmetric reactions to assemble chiral quaternary and heteroquaternary centers.^{3,5} Especially, the enantioselective α -sulfenylation of oxindoles has been successfully addressed with excellent enantioselectivity.³ As an extension of these works, we herein report an unprecedented asymmetric α -sulfenylation of azlactones to furnish the first highly enantioselective synthesis of α -sulfur-substituted α -amino acid derivatives,⁶ which are important frameworks in many natural and non-natural products with crucial biological and medicinal properties (Figure 1).⁷

In our initial investigation on reaction conditions for α -sulfenylation, azlactone **1a** and *N*-(benzylthio)succinimide **2a**

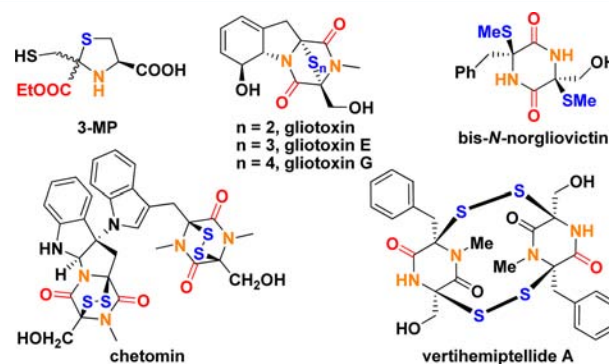


Figure 1. Selected natural and non-natural products.

were chosen as model substrates (Table 1). *Cinchona* alkaloid-derived thiourea **I** (from quinine, Figure 2) was attempted as the catalyst for its well-established versatility in many reactions.⁸ It was found that, in the presence of 10 mol % catalyst **I** in THF at 30 °C, the desired adduct **3aa** could be obtained in 53% yield with 20% ee after 14 h (entry 1). The results indicated that the framework of the *cinchona* alkaloid should benefit the enantioselectivity; modification of the acid moiety of the catalyst becomes feasible. Therefore, a series of *cinchona* alkaloid-derived squaramides⁹ were prepared and examined (**II–V**, Figure 2). We delighted that the enantioselectivity increased remarkably (entries 2–5), and an 88% ee for **3aa** was obtained when catalyst **II** was utilized (entry 2). Further optimization of the reaction conditions was carried out by examining different solvents in the presence of 10 mol % **II** (entries 6–9); the ideal solvent was still determined to be THF from regarding the yield and enantioselectivity (entry 2). 4 Å Molecular sieves as an additive were subsequently investigated to improve the reactivity and enantioselectivity (entries 10–

Received: November 15, 2013

Published: January 16, 2014

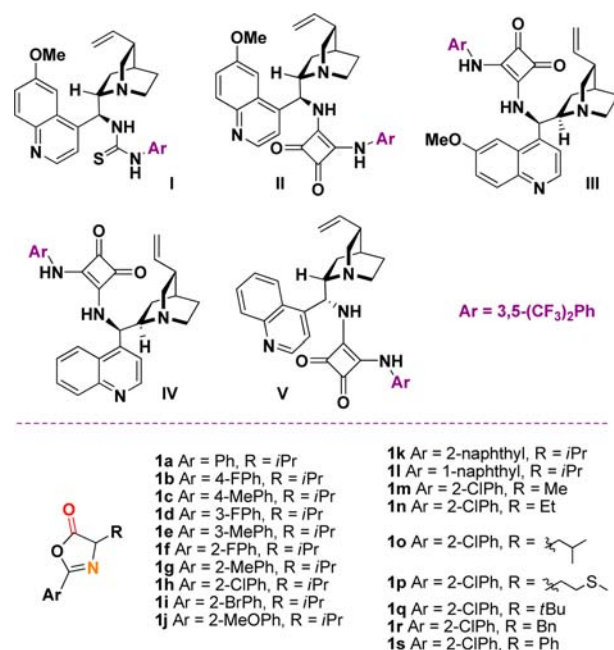
Table 1. Optimization of the Reaction Conditions^a

entry	1	catalyst	solvent	t (h)	3	yield (%) ^b	ee (%) ^c
1	1a	I	THF	14	3aa	53	20
2	1a	II	THF	14	3aa	67	88
3	1a	III	THF	14	3aa	59	−87
4	1a	IV	THF	14	3aa	63	−86
5	1a	V	THF	14	3aa	48	83
6	1a	II	toluene	14	3aa	trace	N.D.
7	1a	II	CH ₂ Cl ₂	14	3aa	trace	N.D.
8	1a	II	EtOAc	14	3aa	40	86
9	1a	II	Et ₂ O	14	3aa	43	85
10 ^d	1a	II	THF	14	3aa	65	88
11 ^e	1a	II	THF	14	3aa	73	88
12 ^f	1a	II	THF	14	3aa	78	89
13 ^g	1a	II	THF	14	3aa	86	89
14 ^g	1b	II	THF	16	3ba	71	88
15 ^g	1c	II	THF	14	3ca	64	89
16 ^g	1d	II	THF	16	3da	68	89
17 ^g	1e	II	THF	12	3ea	82	89
18 ^g	1f	II	THF	16	3fa	61	90
19 ^g	1g	II	THF	16	3ga	67	91
20 ^g	1h	II	THF	20	3ha	85	92
21 ^g	1i	II	THF	20	3ia	97	90
22 ^g	1j	II	THF	20	3ja	32	91
23 ^g	1k	II	THF	11	3ka	70	89
24 ^g	1l	II	THF	14	3la	75	90
25 ^{g,h}	1h	II	THF	20	3ha	78	91
26 ^{g,i}	1h	II	THF	20	3ha	70	91
27 ^{g,j}	1h	II	THF	12	3ha	91	92
28 ^{g,k}	1h	II	THF	14	3ha	80	92
29 ^{g,l}	1h	II	THF	14	3ha	64	90

^aReactions were performed with 0.05 mmol of **1a**, 0.055 mmol of **2a**, and 0.005 mmol of catalyst in 1.0 mL of solvent. ^bYield of isolated product. ^cDetermined by HPLC on a chiral stationary phase. ^d5 mg of 4 Å molecular sieves were used. ^e25 mg of 4 Å molecular sieves were used. ^f50 mg of 4 Å molecular sieves were used. ^g100 mg of 4 Å molecular sieves were used. ^h*T* = 20 °C. ⁱ*T* = 10 °C. ^j20 mol % of **II** were used. ^k5 mol % of **II** were used. ^l2.5 mol % of **II** were used.

13).¹⁰ It was found that the molecular sieves could accelerate the reaction rate without compromising the ee value. When 100 mg of molecular sieves were used, the adduct **3aa** was obtained in 86% yield with 89% ee (entry 13).

We next examined the influence of the aryl group of azlactones (**1b–l**) on the 2-position in affecting stereoselectivity (entries 14–24). We found that azlactones **1b–c** with substituent groups at the *para* position of the phenyl ring gave similar enantioselectivities (entries 14–15). When substituent groups were introduced at the *meta* position of the phenyl ring (**1d–e**), ee values were maintained (entries 16–17). A series of azlactones with different substituent groups at the *ortho* position of the phenyl ring (**1f–j**) were then prepared and investigated (entries 18–22). It was observed that the enantioselectivity was improved slightly and adduct **3ha** with an *o*-chlorophenyl group was obtained with the best results (85% yield, 92% ee, entry 20). A lower temperature could not promote the enantioselectivity and made the reaction sluggish (entries 25–26). The influence of number of equivalents of catalyst **II** was also evaluated (entries 27–29). When 20 mol % of **II** were used, the reaction was finished in 91% yield with 92% ee within 12 h (entry 27). 5 mol % of **II** gave the same enantioselectivity and a slightly decreased reaction rate, which could be addressed with more suitable conditions from the

Figure 2. Structures of catalysts I–V and azlactones **1a–s**.

standpoint of economizing the catalyst (entry 28). A slightly compromising ee was detected when 2.5 mol % of **II** were utilized (entry 29).

With the optimal conditions established, the scope of the reaction was investigated with a variety of azlactones **1** and *N*-(sulfanyl)succinimides **2** in the presence of 5 mol % **II** as the catalyst and using 4 Å molecular sieves as the additive (Table 2). The reactions of azlactone **1f** and *N*-(benzylthio)succinimides (**2a–j**) afforded the adducts **3ha–hj** in 72–86% yield with 86–93% ee within 14–45 h (entries 1–10). The results revealed that the introduction of substituent groups on the *ortho*-position of the aromatic ring of *N*-(benzylthio)succinimides should decrease the reactivity and enantioselectivity slightly; 10 mol % of **II** were necessary and 86–88% ee for the adducts (**3hh–hj**) were obtained (entries 8–10). Furthermore, we found that the reaction conditions were also applicable to *N*-(alkylthio)succinimides (**2k–o**, entries 11–15), giving adducts in 75–94% yield with 90–93% ee as well as similarly good reactivity except for **2o** due to the steric effect (entry 15). The use of *N*-(2-naphthylthio)succinimide **2p** resulted in an excellent yield and good enantioselectivity (entry 16). Other azlactones (**1m–q**), containing different alkyl groups on the 4-position, also provided the corresponding adducts **3ma–qa** with good to excellent enantioselectivities (entries 17–21); the best enantioselectivity was obtained when **1q** with the bulkiest *tert*-butyl group was used, but the reaction was sluggish (entry 21). When the benzyl group was embedded on the 4-position of azlactone (**1r**) under the established conditions, the adduct **3ra** could be obtained in good yield and enantioselectivity (entry 22). Furthermore, under the established conditions, the α -sulfenylation of 4-phenyl-substituted azlactone **1s** and *N*-(benzylthio)succinimide **2a** could be finished within 18 h but in moderate yield and ee, which remains a challenging task (entry 23).

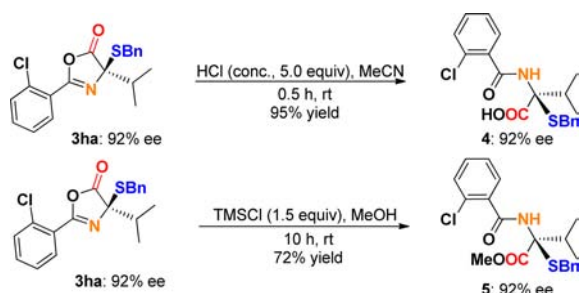
To demonstrate the utility of this methodology, the synthetic transformations of α -sulfenylation adducts were subsequently processed (Scheme 1). When the hydrolysis of **3ha** was conducted in the presence of 5.0 equiv of hydrochloric acid

Table 2. Sulfenylation of Azlactones **1** to *N*-(Sulfenyl)succinimide **2** Catalyzed by **II**^a

entry	1	R ² (2)	<i>t</i> (h)	3	yield (%) ^b	ee (%) ^c
1	1h	Bn (2a)	14	3ha	84	92
2	1h	4-FPhCH ₂ (2b)	15	3hb	79	90
3	1h	4-ClPhCH ₂ (2c)	20	3hc	74	90
4	1h	4-BrPhCH ₂ (2d)	22	3hd	78	91
5	1h	4-MePhCH ₂ (2e)	25	3he	79	93
6	1h	4- <i>t</i> BuPhCH ₂ (2f)	18	3hf	78	93
7	1h	3-MePhCH ₂ (2g)	20	3hg	86	91
8 ^d	1h	2-ClPhCH ₂ (2h)	35	3hh	83	86
9 ^d	1h	2-BrPhCH ₂ (2i)	18	3hi	72	88
10 ^d	1h	2-MePhCH ₂ (2j)	45	3hj	78	87
11	1h	Et (2k)	13	3hk	83	90
12	1h	<i>n</i> Pr (2l)	25	3hl	91	90
13	1h	1-dodecane (2m)	50	3hm	94	92
14	1h	<i>n</i> Bu (2n)	20	3hn	89	93
15	1h	<i>i</i> Pr (2o)	65	3ho	75	92
16	1h	2-naphthyl (2p)	14	3hp	96	82
17	1m	Bn (2a)	8	3ma	93	87
18	1n	Bn (2a)	8	3na	90	90
19	1o	Bn (2a)	6	3oa	84	85
20	1p	Bn (2a)	8	3pa	80	87
21	1q	Bn (2a)	78	3qa	43	94
22	1r	Bn (2a)	12	3ra	82	81
23	1s	Bn (2a)	18	3sa	68	40

^aAll reactions were performed with 0.10 mmol of **1**, 0.11 mmol of **2**, 200 mg of 4 Å molecular sieves, and 0.005 mmol of **II** in 2.0 mL of THF. ^bYield of isolated product. ^cDetermined by HPLC on a chiral stationary phase. ^d10 mol % of **II** were used.

Scheme 1. Synthetic Transformation of Adduct **3ha**



(conc.) in acetonitrile as solvent at room temperature after 0.5 h, an α -sulfur-substituted α -amino acid **4** was obtained in 95% yield with 92% ee. Alternatively, an α -sulfur-substituted α -amino methyl ester **5** could be achieved when **3ha** is treated with 1.5 equiv of TMSCl using methanol as the solvent at room temperature. The results indicated the reaction finished smoothly after 10 h, affording **5** in 72% yield without compromising the ee value.

In conclusion, we have developed the first example of an asymmetric α -sulfenylation of azlactones. Cinchona alkaloid-derived squaramide was demonstrated as an efficient catalyst to promote the reaction using 4 Å molecular sieves as the additive, affording adducts with excellent enantioselectivities (81–94% ee). The reaction conditions were most suitable to 4-alkyl and benzyl-substituted azlactones as well as *N*-(benzyl/alkyl/arylthio)succinimides. From the obtained adducts, the important α -sulfur-substituted α -amino acid derivatives, containing a chiral α -heteroquaternary center, could be readily prepared with satisfactory results after a simple process,

representing the first example of their synthesis with excellent enantioselectivity. Further investigations into organocatalytic asymmetric α -sulfenylation with other novel nucleophiles to access various compounds with significant biological activity are still in progress.

■ ASSOCIATED CONTENT

§ Supporting Information

General information, typical experimental procedures, characterization, HPLC and NMR spectra of the compounds. This material is available free of charge via the Internet at <http://pubs.acs.org>.

■ AUTHOR INFORMATION

Corresponding Author

*E-mail: chmjzy@henu.edu.cn.

Author Contributions

[§]B.Q. and X.L. contributed equally.

Notes

The authors declare no competing financial interest.

■ ACKNOWLEDGMENTS

This work was supported by the NSFC (Nos. 21072044, 21202034), NCET-11-0938, and Excellent Youth Foundation of Henan Scientific Committee (114100510003).

■ REFERENCES

- (1) (a) Shi, Y.-L.; Shi, M. *Org. Biomol. Chem.* **2007**, *5*, 1499. (b) Mellah, M.; Voituriez, A.; Schulz, E. *Chem. Rev.* **2007**, *107*, 5133. (c) McGarrigle, E. M.; Myers, E. L.; Illa, O.; Shaw, M. A.; Riches, S. L.; Aggarwal, V. K. *Chem. Rev.* **2007**, *107*, 5841. (d) *Organosulfur Chemistry in Asymmetric Synthesis*; Toru, T., Bolm, C., Eds.; Wiley-VCH: Weinheim, Germany, 2008. (e) *Chiral Sulfur Ligands: Asymmetric Catalysis*; Pellissier, H., Ed.; Cambridge, U.K., 2009. (f) Clayden, J.; MacLellan, P. *Beilstein J. Org. Chem.* **2011**, *7*, 582.
- (2) For a selected review on an asymmetric sulfa-Michael reaction, see: (a) Enders, D.; Lüttgen, K.; Narine, A. A. *Synthesis* **2007**, 959. For selected examples of asymmetric sulfa-Michael reactions, see: (b) Ricci, P.; Carlone, A.; Bartoli, G.; Bosco, M.; Sambri, L.; Melchiorre, P. *Adv. Synth. Catal.* **2008**, *350*, 49. (c) Leow, D.; Lin, S.; Chittimalla, S. K.; Fu, X.; Tan, C.-H. *Angew. Chem., Int. Ed.* **2008**, *47*, 5641. (d) Liu, Y.; Sun, B.; Wang, B.; Wakem, M.; Deng, L. *J. Am. Chem. Soc.* **2009**, *131*, 418. (e) Kimmel, K. L.; Robak, M. T.; Ellman, J. A. *J. Am. Chem. Soc.* **2009**, *131*, 8754. (f) Lin, S.; Leow, D.; Huang, K.-W.; Tan, C.-H. *Chem.—Asian J.* **2009**, *4*, 1741. (g) Lu, H.-H.; Zhang, F.-G.; Meng, X.-G.; Duan, S.-W.; Xiao, W.-J. *Org. Lett.* **2009**, *11*, 3946. (h) Dai, L.; Wang, S.-X.; Chen, F.-E. *Adv. Synth. Catal.* **2010**, *352*, 2137. (i) Rana, N. K.; Selvakumar, S.; Singh, V. K. *J. Org. Chem.* **2010**, *75*, 2089. (j) Zhao, F.; Zhang, W.; Yang, Y.; Pan, Y.; Chen, W.; Liu, H.; Yan, L.; Tan, C.-H.; Jiang, Z. *Adv. Synth. Catal.* **2011**, *353*, 2624. (k) Dai, L.; Yang, H.; Chen, F. *Eur. J. Org. Chem.* **2011**, 5071. (l) Tian, X.; Cassani, C.; Liu, Y.; Moran, A.; Urakawa, A.; Galzerano, P.; Arceo, E.; Melchiorre, P. *J. Am. Chem. Soc.* **2011**, *133*, 17934. (m) Rana, N. K.; Singh, V. K. *Org. Lett.* **2011**, *13*, 6520. (n) Duan, S.-W.; Li, Y.; Liu, Y.-L.; Zou, Y.-Q.; Shi, D.-Q.; Xiao, W.-J. *Chem. Commun.* **2012**, *48*, 5160. (o) Yang, W.; Du, D.-M. *Org. Biomol. Chem.* **2012**, *10*, 6876.
- (3) For selected examples of asymmetric α -sulfenylation, see: (a) Marigo, M.; Wabnitz, T. C.; Fielenbach, D.; Jørgensen, K. A. *Angew. Chem., Int. Ed.* **2005**, *44*, 794. (b) Franzén, J.; Marigo, M.; Fielenbach, D.; Wabnitz, T. C.; Kjærsgaard, A.; Jørgensen, K. A. *J. Am. Chem. Soc.* **2005**, *127*, 18296. (c) Sobhani, S.; Fielenbach, D.; Marigo, M.; Wabnitz, T. C.; Jørgensen, K. A. *Chem.—Eur. J.* **2005**, *11*, 5689. (d) Jereb, M.; Togni, A. *Org. Lett.* **2005**, *7*, 4041. (e) Jereb, M.; Togni, A. *Chem.—Eur. J.* **2007**, *13*, 9384. (f) Polaske, N. W.; Dubey, R.;

Nichol, G. S.; Olenyuk, B. *Tetrahedron: Asymmetry* **2009**, *20*, 2742. (g) Fang, L.; Lin, A.; Hu, H.; Zhu, C. *Chem.—Eur. J.* **2009**, *15*, 7039. (h) Lin, A.; Fang, L.; Zhu, X.; Zhu, C.; Cheng, Y. *Adv. Synth. Catal.* **2011**, *353*, 545. (i) Cai, Y.; Li, J.; Chen, W.; Xie, M.; Liu, X.; Lin, L.; Feng, X. *Org. Lett.* **2012**, *14*, 2726. (j) Wang, C.; Yang, X.; Loh, C. C. J.; Raabe, G.; Enders, D. *Chem.—Eur. J.* **2012**, *18*, 11531. (k) Li, X.; Liu, C.; Xue, X.-S.; Cheng, J.-P. *Org. Lett.* **2012**, *14*, 4374. (l) Han, Z.; Chen, W.; Dong, S.; Yang, C.; Liu, H.; Pan, Y.; Yan, L.; Jiang, Z. *Org. Lett.* **2012**, *14*, 4670. For the first example of an organocatalytic α -sulfenylation, see: (m) Wang, W.; Li, H.; Wang, J.; Liao, L.-X. *Tetrahedron Lett.* **2004**, *45*, 8229.

(4) For a selected review, see: (a) Alba, A.-N. R.; Rios, R. *Chem.—Asian J.* **2011**, *6*, 720. For selected recent examples, see: (b) Uraguchi, D.; Yoshioka, K.; Ueki, Y.; Ooi, T. *J. Am. Chem. Soc.* **2012**, *134*, 19370. (c) Weber, M.; Jautze, S.; Frey, W.; Peters, R. *Chem.—Eur. J.* **2012**, *18*, 14792. (d) Weber, M.; Frey, W.; Peters, R. *Adv. Synth. Catal.* **2012**, *354*, 1443. (f) Weber, M.; Peters, R. *J. Org. Chem.* **2012**, *77*, 10846. (g) Dong, S.; Liu, X.; Zhu, Y.; He, P.; Lin, L.; Feng, X. *J. Am. Chem. Soc.* **2013**, *135*, 10026. (h) Chen, W.; Hartwig, J. F. *J. Am. Chem. Soc.* **2013**, *135*, 2068. (i) Trost, B. M.; Czabaniuk, L. C. *J. Am. Chem. Soc.* **2012**, *134*, 5778. (j) Rodríguez-Docampo, Z.; Quigley, C.; Tallon, S.; Connon, S. J. *J. Org. Chem.* **2012**, *77*, 2407. (k) Terada, M.; Moriya, K.; Kanomata, K.; Sorimachi, K. *Angew. Chem., Int. Ed.* **2011**, *50*, 12586. (l) Zhang, W.-Q.; Cheng, L.-F.; Yu, J.; Gong, L.-Z. *Angew. Chem., Int. Ed.* **2012**, *51*, 4085. (m) Shi, S.-H.; Huang, F.-P.; Zhu, P.; Dong, Z.-W.; Hui, X.-P. *Org. Lett.* **2012**, *14*, 2010. (n) Melhado, A. D.; Amarante, G. W.; Wang, Z. J.; Luparia, M.; Toste, F. D. *J. Am. Chem. Soc.* **2011**, *133*, 3517. (o) Terada, M.; Nii, H. *Chem.—Eur. J.* **2011**, *17*, 1760. (p) Trost, B. M.; Morris, P. J. *Angew. Chem., Int. Ed.* **2011**, *50*, 6167. (q) Sun, W.; Zhu, G.; Wu, C.; Li, G.; Hong, L.; Wang, R. *Angew. Chem., Int. Ed.* **2013**, *52*, 8633.

(5) (a) Li, L.; Chen, W.; Yang, W.; Pan, Y.; Liu, H.; Tan, C.-H.; Jiang, Z. *Chem. Commun.* **2012**, *48*, 5124. (b) Yang, Y.; Moinodeen, F.; Chin, W.; Ma, T.; Jiang, Z.; Tan, C.-H. *Org. Lett.* **2012**, *14*, 4762. (c) Zhang, W.; Tan, D.; Lee, R.; Tong, G.; Chen, W.; Qi, B.; Huang, K.-W.; Tan, C.-H.; Jiang, Z. *Angew. Chem., Int. Ed.* **2012**, *51*, 10069. (d) Zhu, B.; Zhang, W.; Lee, R.; Han, Z.; Yang, W.; Tan, D.; Huang, K.-W.; Jiang, Z. *Angew. Chem., Int. Ed.* **2013**, *52*, 6666. (e) Han, Z.; Yang, W.; Tan, C.-H.; Jiang, Z. *Adv. Synth. Catal.* **2013**, *355*, 1505. (f) Yan, L.; Han, Z.; Zhu, B.; Yang, C.; Tan, C.-H.; Jiang, Z. *Beilstein J. Org. Chem.* **2013**, *9*, 1853. (g) Qiao, B.; An, Y.; Liu, Q.; Yang, W.; Liu, H.; Shen, J.; Yan, L.; Jiang, Z. *Org. Lett.* **2013**, *15*, 2358. (h) Chen, W.; Yang, W.; Yan, L.; Tan, C.-H.; Jiang, Z. *Chem. Commun.* **2013**, *49*, 9854. (i) Yang, C.; Chen, W.; Yang, W.; Zhu, B.; Yan, L.; Tan, C.-H.; Jiang, Z. *Chem.—Asian J.* **2013**, *8*, 2960.

(6) As the only example of the synthesis of α -sulfur-substituted α -amino acid derivatives with moderate ee values, see ref 3f.

(7) For selected examples, see: (a) Nyitrai, J.; Fetter, J.; Hornyák, G.; Lempert, K. *Tetrahedron* **1978**, *34*, 1031. (b) Trapani, G.; Franco, M.; Latrofa, A.; Genchi, G.; Brigiani, G. S.; Mazzocchi, M.; Persichella, M.; Serra, M.; Biggio, G.; Liso, G. *Eur. J. Med. Chem.* **1994**, *29*, 197. (c) Isaka, M.; Palasarn, S.; Rachtawee, P.; Vimuttipong, S.; Kongsaree, P. *Org. Lett.* **2005**, *7*, 2257. (d) Nagasawa, H. T.; Goon, D. J. W.; Crankshaw, D. L.; Vince, R.; Patterson, S. E. *J. Med. Chem.* **2007**, *50*, 6462. (e) Forseth, R. R.; Fox, E. M.; Chung, D.; Howlett, B. J.; Keller, N. P.; Schroeder, F. C. *J. Am. Chem. Soc.* **2011**, *133*, 9678. (f) Song, Y.; Dou, H.; Gong, W.; Liu, X.; Yu, Z.; Li, E.; Tan, R.; Hou, Y. *Eur. J. Pharmacol.* **2013**, *705*, 49. (g) Zhao, W. Y.; Zhu, T. J.; Han, X. X.; Fan, G. T.; Liu, H. B.; Zhu, W. M.; Gu, Q. Q. *Nat. Prod. Res.* **2013**, *23*, 203.

(8) For reviews, see: (a) Schreiner, P. R. *Chem. Soc. Rev.* **2003**, *32*, 289. (b) Akiyama, T.; Itoh, J.; Fuchibe, K. *Adv. Synth. Catal.* **2006**, *348*, 999. (c) Taylor, M. S.; Jacobsen, E. N. *Angew. Chem., Int. Ed.* **2006**, *45*, 1520. (d) Doyle, A. G.; Jacobsen, E. N. *Chem. Rev.* **2007**, *107*, 5713. (e) Connon, S. J. *Chem. Commun.* **2008**, 2499. (f) Yu, X.; Wang, W. *Chem.—Asian J.* **2008**, *3*, 516.

(9) For selected reviews, see: (a) Storer, R. I.; Aciro, C.; Jones, L. H. *Chem. Soc. Rev.* **2011**, *40*, 2330. (b) Alemán, J.; Parra, A.; Jiang, H.; Jørgensen, K. A. *Chem.—Eur. J.* **2011**, *17*, 6890.

(10) For selected recent examples, see: (a) Li, X.-J.; Zhang, G.-W.; Wang, L.; Hua, M.-Q.; Ma, J.-A. *Synlett* **2008**, 1255. (b) Kim, H. Y.; Kim, S.; Oh, K. *Angew. Chem., Int. Ed.* **2010**, *49*, 4476. (c) Yang, H.; Carter, R. G. *Org. Lett.* **2010**, *12*, 3108. (d) Zhang, G.; Ma, Y.; Wang, S.; Zhang, Y.; Wang, R. *J. Am. Chem. Soc.* **2012**, *134*, 12334. (e) Chang, M.; Liu, S.; Huang, K.; Zhang, X. *Org. Lett.* **2013**, *15*, 4354.